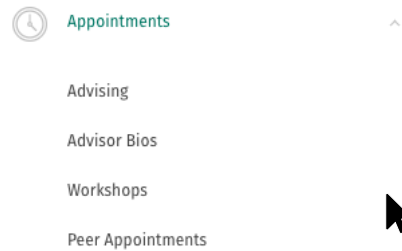


Sign Up for Advising Appointments

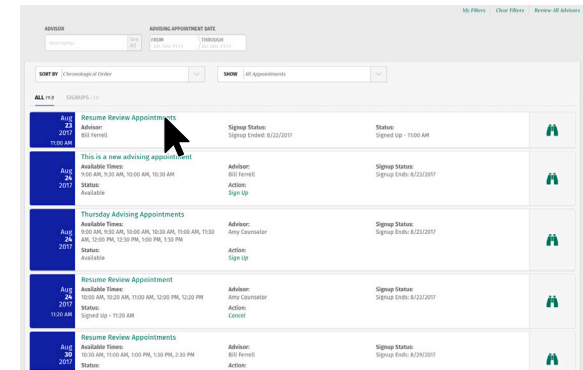
1

Visit your school's **career services website** and **login**. From the dashboard, select **Appointments > Advising**



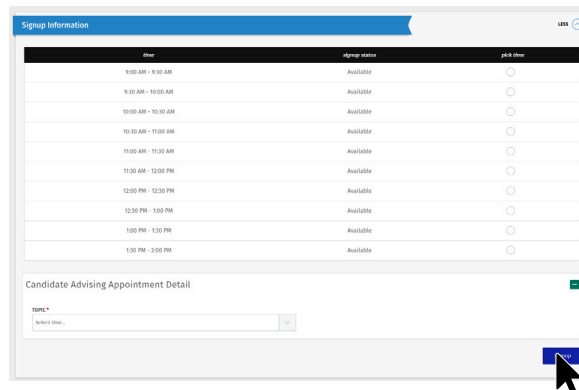
2

Choose an advising appointment by clicking on the title



3

Select a time slot using the radio buttons, choose a **Topic** from the dropdown list and click **Submit**



4

A confirmation will appear. Click **Continue** and you'll be directed to a list of your appointments. Click **Cancel** to change or cancel an appointment

