

How to Sign up for Advising Appointments

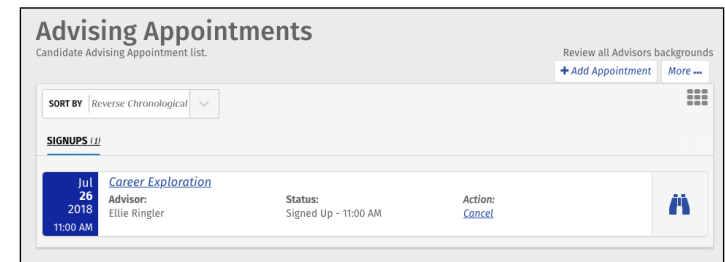
1

Visit your school's career services website and login. From the dashboard, select **Appointments** → **Advising Signups**



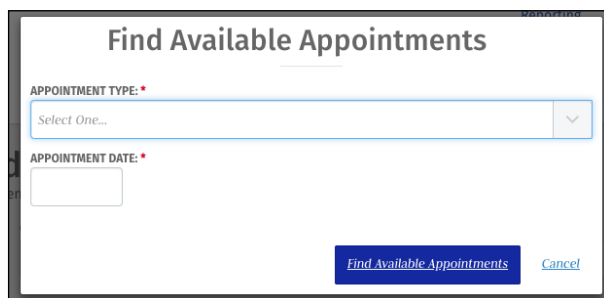
2

Choose an existing advising appointment by clicking on the title or select **Add Appointment** to signup for a new appointment



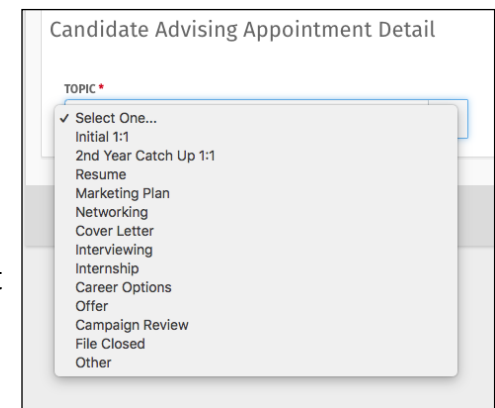
3

Select an appointment type and date/time of interest



4

If prompted, select a specific topic you'd like to discuss at this advising appointment and click **Save**



 **It's that easy!**